
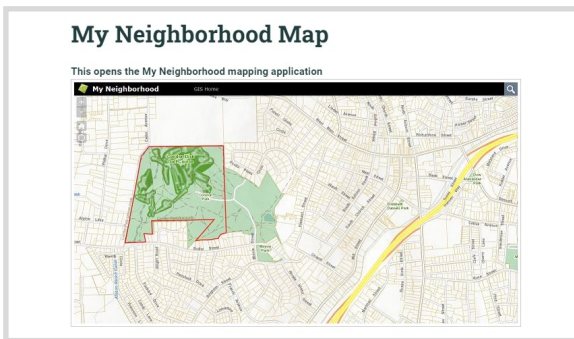


# Find Public Records Online



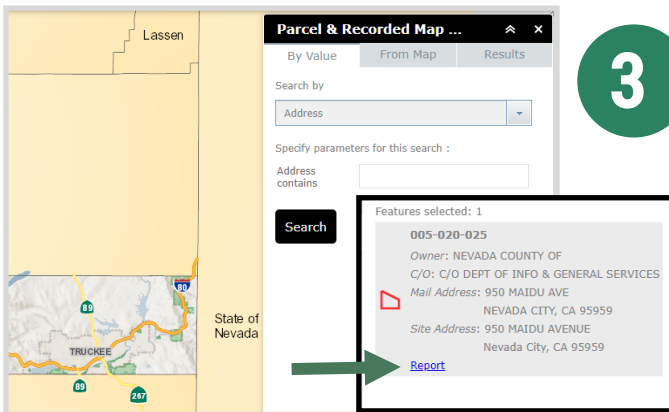
1

Go to [NevadaCountyCA.gov](http://NevadaCountyCA.gov) and click on **Community Maps**



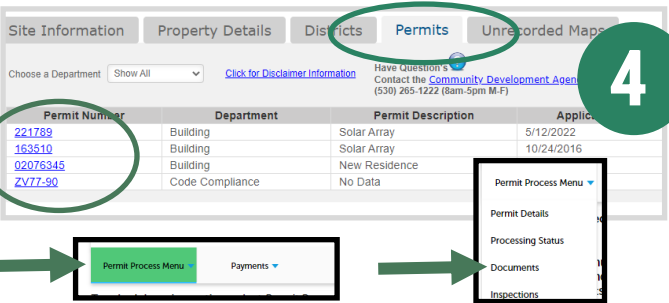
2

Click on the **image of the map** to launch **My Neighborhood Map**.




3

Check the box and agree to the disclaimer to continue. After the page launches, **search address or parcel number**. **NOTE: If searching by address, it is best to only type in the address number and the first one or two letters of the street name. If searching by the parcel, use the nine-digit APN with no dashes.** Select the parcel by clicking on **Report**.



4

To find the permit history, click on the **Permits** tab. Select the permit number in blue to see details on that permit. If there is a public document uploaded to the permit, find this under the green button labeled **Permit Processing Menu** and select **Documents**. Repeat process for each Permit Number.



If more information is needed, complete a Public Record Request by going to [NevadaCountyCA.gov](http://NevadaCountyCA.gov) and hover over **Departments** and click on **Community Development Agency**. And select **Public Records Request**.